


# STAY SAFE

Building site safety

Fun games  
and stickers

Pull-out  
activity  
poster

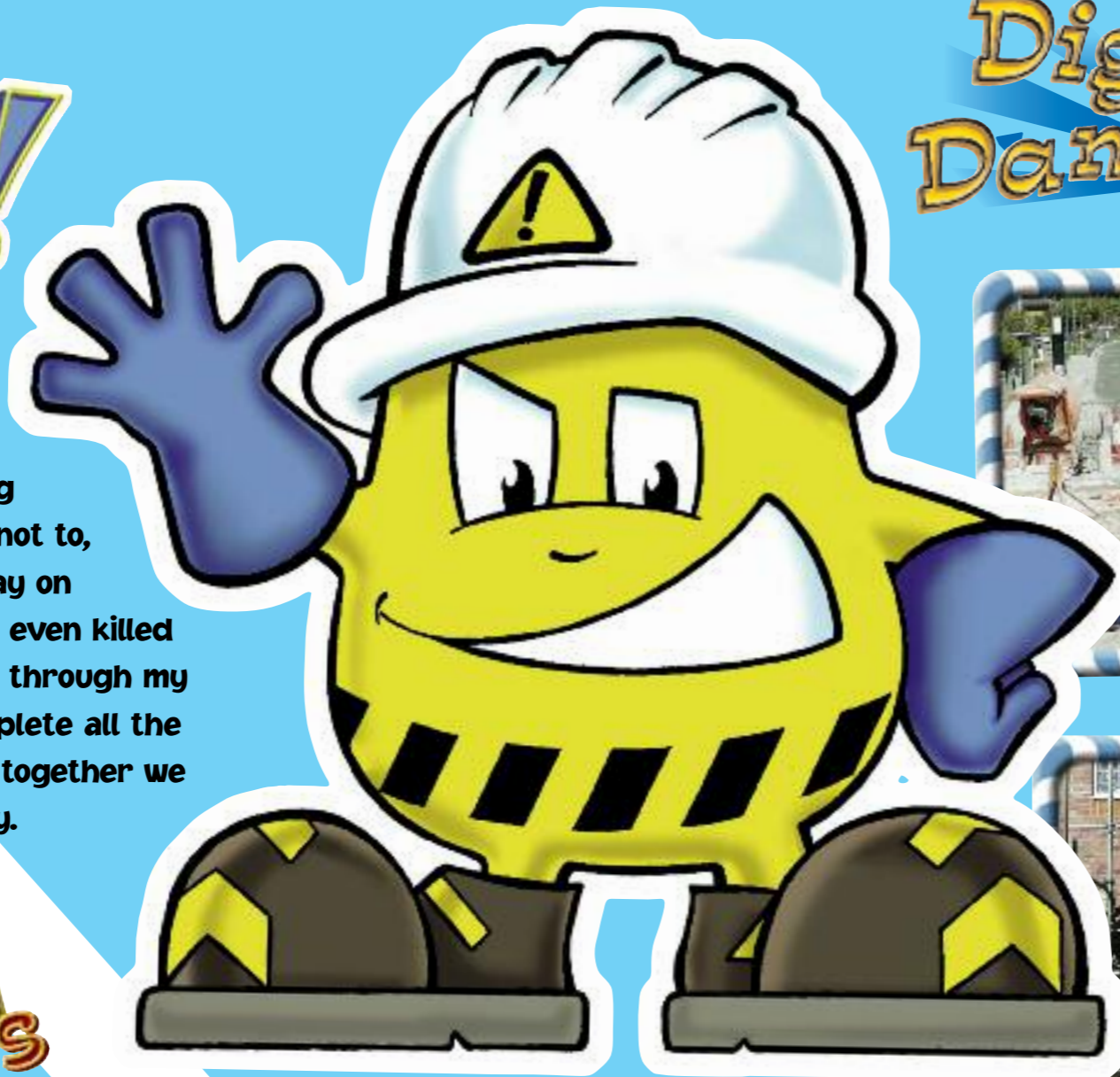


HSE

# Meet DIGGA!

Hi kids

My name is Digga and I'm here to tell you all about the dangers of playing on and around building sites. Even though adults tell us not to, some children think it's fun to play on these sites, but many get hurt or even killed on them every year. So follow me through my magazine and see if you can complete all the challenges I have set for you, and together we can learn about building site safety.



## Digga's Dangers

There are many different kinds of building sites where large machinery and heavy building equipment are used, all are dangerous. Here are some photos of the different types of building sites that you should be aware of!

Road works



New building sites



Home improvement



Demolition work






## The Hazards




There are many dangers on and around building sites, so many in fact that to really be safe all you have to remember is one rule:

### Never go on a building site

Here is a list of some of the dangers on a building site:

- 
**Large vehicles coming and going from sites.**  
 Sometimes they are so big that they may not see you until it's too late!  
 - So don't go on a building site.
- 
**Building materials like bricks, pipes or sand.**  
 You don't know how safe they are, bricks and pipes may collapse and fall on top of you, and sand could have glass or other sharp things hidden inside it!  
 - So don't go on a building site.
- 
**Heavy machinery on and around sites.**  
 They may look like big toys, but they are extremely dangerous and can cause **SERIOUS DAMAGE!**  
 - So don't go on a building site.

Look at the 4 pictures below, each one shows you a different danger found on building sites. Can you write down what they are and why you think they are dangerous?

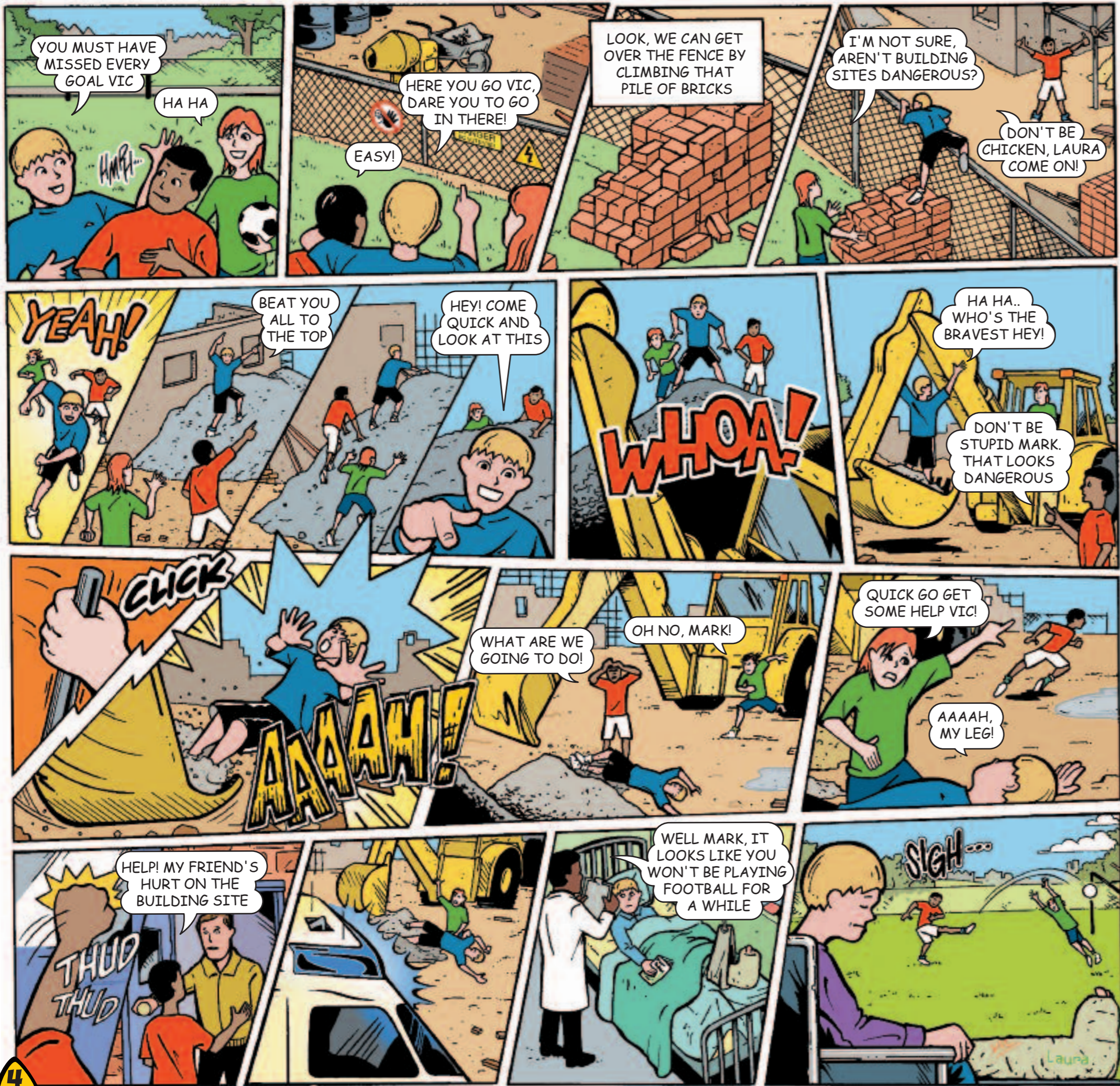


1. \_\_\_\_\_

2. \_\_\_\_\_

3. \_\_\_\_\_

4. \_\_\_\_\_



YOU MUST HAVE MISSED EVERY GOAL VIC

HA HA

HERE YOU GO VIC, DARE YOU TO GO IN THERE!

EASY!

LOOK, WE CAN GET OVER THE FENCE BY CLIMBING THAT PILE OF BRICKS

I'M NOT SURE, AREN'T BUILDING SITES DANGEROUS?

DON'T BE CHICKEN, LAURA COME ON!

YEAH!

BEAT YOU ALL TO THE TOP

HEY! COME QUICK AND LOOK AT THIS

WHOA!

HA HA.. WHO'S THE BRAVEST HEY!

DON'T BE STUPID MARK. THAT LOOKS DANGEROUS

CLICK

AAAAAH!

WHAT ARE WE GOING TO DO!

OH NO, MARK!

QUICK GO GET SOME HELP VIC!

AAAAH, MY LEG!

HELP! MY FRIEND'S HURT ON THE BUILDING SITE

THUD THUD

WELL MARK, IT LOOKS LIKE YOU WON'T BE PLAYING FOOTBALL FOR A WHILE

SIGH...

Laura

# Playing with DANGER!



Silly Mark, he could have saved himself a lot of pain by staying off the site. Building sites are not playgrounds, if you go in them YOU WILL GET HURT!

What do you think?  
What would you have done?

I have some questions about Mark and his mates for you to answer:

- ⚠ Was it a good idea for Mark, Vic and Laura to play on the building site?
- ⚠ What should Vic have done when he was dared to go onto the site?
- ⚠ What do you truthfully think you would have done had you been there?
- ⚠ Who should you contact if you see someone playing on a building site?
- ⚠ Do you think it is worth the risk playing on a building site?

# Digga's D.I.Y Poster



Get your crayons out and colour in my poster to reveal one of the big dangers we have learnt about. You could even draw a poster of your own showing another danger!



Why not give your poster a really catchy title or headline to tell other children about the danger.

## Digga's Safety Wall

Signs are a good way to tell you what is dangerous on building sites. They use symbols that make them easy to understand.

Can you match up the signs and their meanings on my safety brick wall? To get you started I have done one for you.



A collection of safety signs and their corresponding meanings on a brick wall background.

- Signs:**
  - Explosive material (skull and crossbones in a triangle)
  - Flammable material (flame)
  - Safety helmets must be worn (person wearing a helmet)
  - No access for people (person with a slash through it)
  - General danger (exclamation mark in a triangle)
  - Poisonous material (skull and crossbones)
  - Industrial vehicles (forklift)
- Meanings (on bricks):**
  - Explosive material
  - Flammable material
  - General danger
  - Safety helmets must be worn
  - No access for people
  - Poisonous material
  - Industrial vehicles

## Digga's Hazard Club Card

Once you have finished my safety book fill in your name on this card, then get your teacher or your parent to sign it to show that you now understand all the dangers on and around building sites.



# Digga's Dilemma!

Oh dear, I've knocked over my word barrow and all the words have got jumbled up.

Can you help me find my missing words?



S.H.A.D.I.G.G.E.R.S.R.E.A.D.	DEMOLITION
C.R.A.S.A.N.D.S.P.R.B.	SAND
A.W.O.H.A.Z.A.R.D.C.U.	ROADWORKS
F.F.L.A.M.M.A.B.L.E.I.	TOXIC
F.C.S.Z.D.B.C.F.C.M.L.	FLAMMABLE
O.C.E.M.E.W.E.R.L.E.D.	HAZARD
L.R.M.A.N.H.O.L.E.N.I.	BUILDING
D.A.F.D.I.G.G.R.R.T.N.	BRICKS
I.B.T.O.X.I.C.N.K.N.G.	MANHOLE
N.M.R.N.B.R.I.C.K.S.A.	CEMENT
G.D.E.M.O.L.I.T.I.O.N.	SCAFFOLDING
	DIGGER

**Page 7**  
Spot the signs:

**Page 3.**  
Spot the hazards:

- The bricks - they can fall over and hurt you.
- The reversing digger - the driver may have difficulty seeing you.
- The ladder - it may slip and you could fall and hurt yourself.
- The sand / cement - cement is toxic and can get in your eyes and burn. The sand can have dangerous things like glass inside.

**ANSWERS**

**Page 8.**  
Word search:

**Page 4 + 5.**  
Comic questions:

- No, it was not a good idea for Mark, Vic and Laura to play on the building site because building sites are dangerous and someone can easily get hurt.
- It is not easy to say no to doing something when your friends gang up on you, but if they are your real friends they wouldn't want you to do something dangerous in the first place. So stop and think, it's just not worth the risk.
- Everyone knows that building sites are dangerous, it is up to you to make the right decision.
- Tell an adult or a policeman if you see other children playing in a dangerous area.
- It is not worth getting hurt or even killed just to play on a building site. There are many more fun places to play that are designed just for children.

